

AN INSIDE LOOK

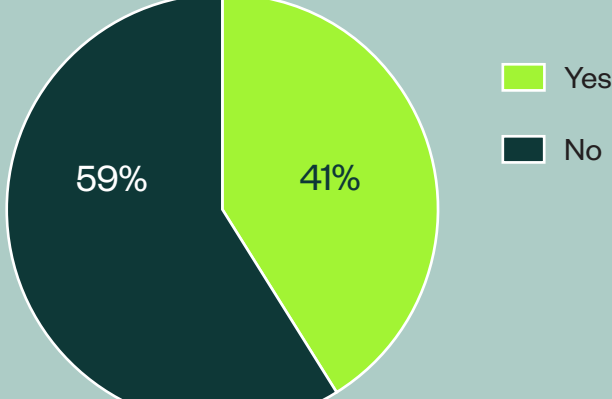
# Not-for-Profit Risk Management

Accurate information about your industry is often the key to assessing your own operations. We've created a series of trend spotlights specifically for not-for-profits—including higher education—to look at decisions other groups are making as well as industry trends.

The third installment in this series includes insight from 150 organizations across the nation and focuses on their approach to risk management.

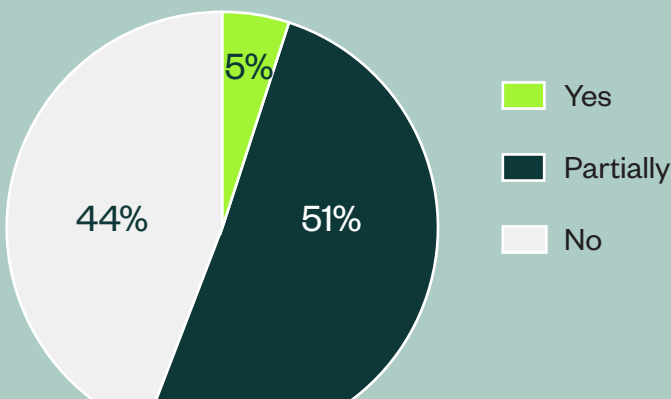
## WHO HAS A DOCUMENTED RISK MANAGEMENT POLICY?

More than half of respondents reported having no written risk management plan or policy.

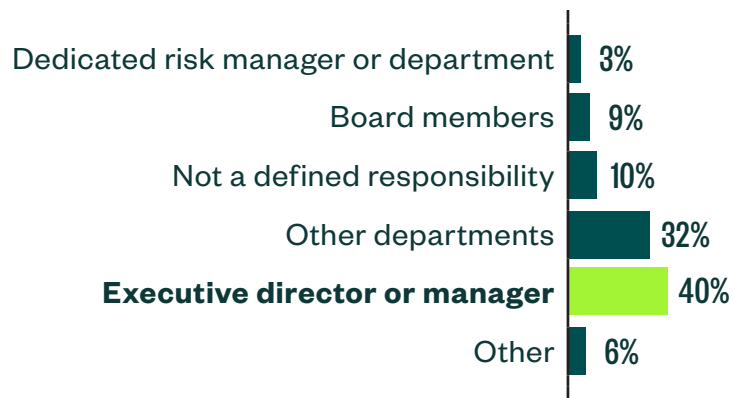


## WHO HAS AN EMPLOYEE DEDICATED TO RISK MANAGEMENT?

Over half of respondents reported having an employee spend some portion of their time on risk management efforts, although only 4.7% reported having a full-time employee dedicated to risk management.

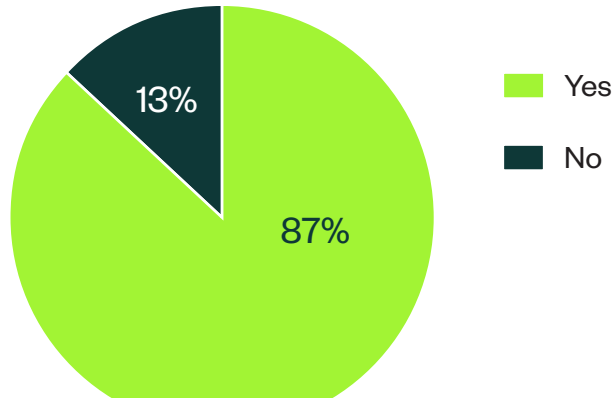


## INDIVIDUALS RESPONSIBLE FOR RISK MANAGEMENT



Executive directors and department managers are the most likely to serve as the primary responsible party for risk management.

## WHISTLEBLOWER POLICY



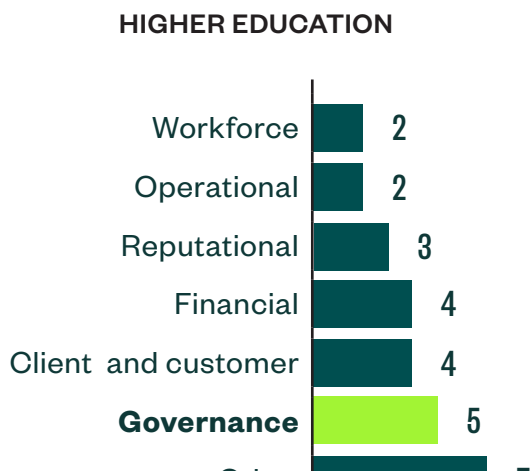
A whistleblower policy encourages employees and volunteers to come forward with information about an organization's illegal accounting practices, specifies that the individual can't be retaliated against, and identifies to whom information can be reported.

## RANKING OF KEY RISK AREAS

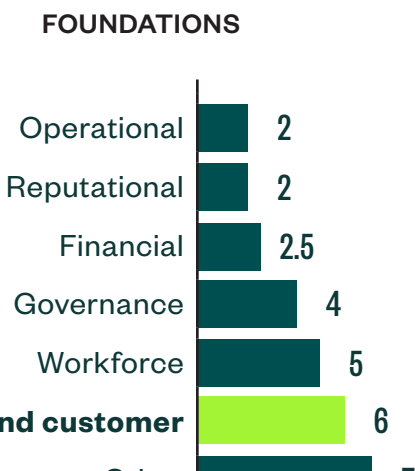


Not-for-profits face a number of challenges when managing risk. The most commonly reported area of concern was governance, including board oversight and a lack of policies and procedures. Client and customer risk challenges were also highly reported, which include patient safety, errors, workforce malpractice, discrimination, harassment, and the abuse of vulnerable clients.

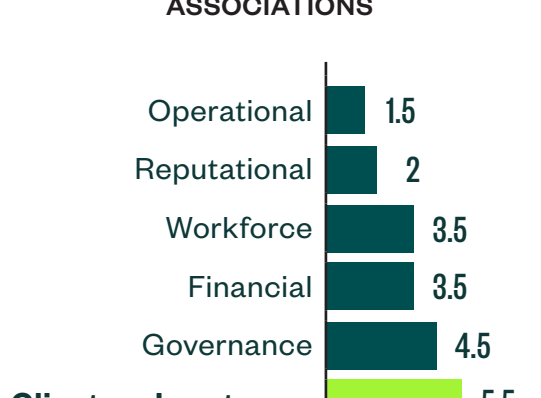
### HIGHER EDUCATION



### FOUNDATIONS

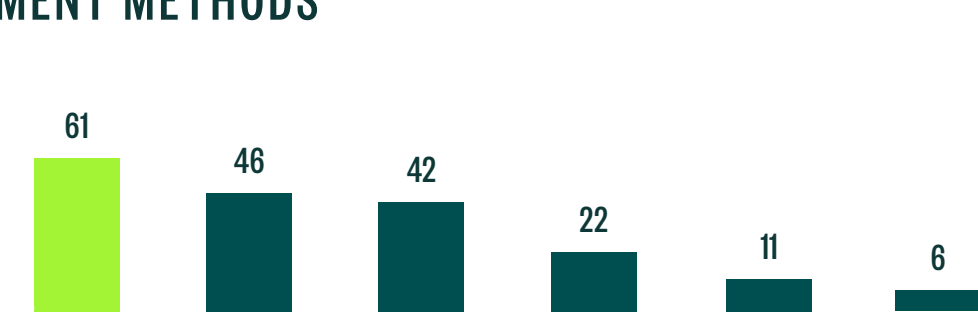


### ASSOCIATIONS



## RISK ASSESSMENT METHODS

The majority of not-for-profits—61 organizations—reported not having assessed their risk within the last year.



Respondents from each industry: higher education (22), education (14), foundations (10), charitable organizations (74), human and social services (23), and associations (7).

## CONTACT US

If you have questions about the survey results or methodology, please email [surveys@mossadams.com](mailto:surveys@mossadams.com).

